

32C

The Professional's Straight Blade Plow

SERIES 2

Fits 3/4 Ton to Class 5 Trucks

You **MUST** see your retailer or check online application guide for current truck application information

The 32 Contractor Series snow plow offers snow removal professionals a rugged straight plow that combines close tolerance manufacturing, industry leading hydraulics and patented electronics for long term performance.

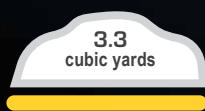


LED Lighting Package

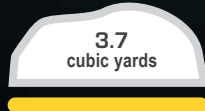
- Thermosensitive Heating
- Works with ESS® system



MAXIMUM SNOW MOVING CAPACITY

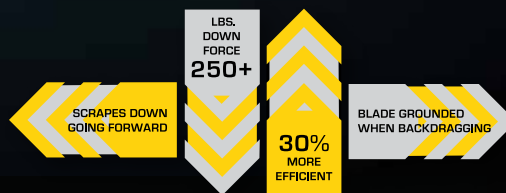


32C
9'0" Model



32C
10'0" Model

DOWNPRESSURE® STANDARD



FEATURES

32C SERIES 2 SPECS



The 32C, like the rest of our plows comes with the patented Ground Hugger™ blade design. Coupled with the Down Pressure® Hydraulics, you get great scraping and back-dragging action.



Two sizes of E-Z Switch™ Wings available: (3" and 9") — a universal mount system that allows accessories to be changed in seconds!

■ Series 2 Package

- LED Thermosensitive heated Lights
- ProControl™ 2 Plus (controls plow & lights)
- Upgraded Hydraulics Package
- Outboard Mount Stand
- Complete Fleet 2-Plug Connection System
- ESS® — Energy Smart System

■ Patented Ground Hugger™ Blade Design

■ Pre-Drilled Top Blade Rail

- Allows for E-Z Installation of E-Z Fit Deflector

■ Custom designed to accept E-Z Switch™ Wings (8'6" and 9' only)

** Option Up With Smart Sight® and Smart Flash® **

Blade Width	8'6"	9'0"	10'0"
30° Angle Plowing Width	89"	94"	104"
Blade Height	31.5"	31.5"	31.5"
Blade Thickness	12 Gauge	12 Gauge	12 Gauge
Cutting Edge (1080 Steel)	1/2" x 6"	1/2" x 6"	1/2" x 6"
Vertical Ribs	7	7	7
Trip Springs: Extension	2	2	2
Plow Shoes	Optional	Optional	Optional
LED Lights Thermo Heat	Standard	Standard	Standard
Energy Smart System (ESS®) Technology	Standard	Standard	Standard
Drive-in Mount	Standard	Standard	Standard
Paint: Triple Coat Protection	Standard	Standard	Standard
Shock Killer™ System	Standard	Standard	Standard
FlexForce Frame	Standard	Standard	Standard
DownPressure® Hydraulics	Standard	Standard	Standard
E-Z Switch™ Wings (3" or 9")	Optional	Optional	N/A
Wireless ProControl™ 2 Plus	Optional	Optional	Optional
Weight	704 lbs.*	718 lbs.*	758 lbs.*

* Plow weight does not include weight of vehicle mount



The wired or wireless ProControl™ 2 Plus allows for easy one-touch button control.



32C blade shown with rubber custom fit snow deflector accessory