

# RevHD

Moves the Most Snow. Period.

## SERIES 2

**3/4 Ton** F-250, Ram 2500, 2500 Sierra, 2500 Silverado

**1 Ton** F-350, Ram 3500, 3500 Sierra, 3500 Silverado

**Class 4** F-450, Ram 4500, 4500 Sierra, 4500 Silverado

**Class 5** F-550, Ram 5500

You MUST see your retailer or check online application guide for current truck application information

### Reactive DownPressure® Hydraulics System

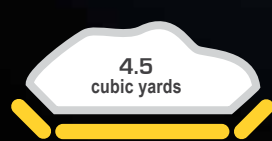
- Scrapes clean forward and back dragging
- Increases snow-moving efficiency 30%
- Follows terrain automatically



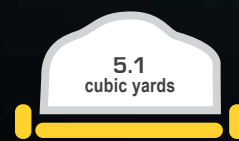
No other plow on the market does what the Series 2 Revolution™ HD snowplow can do. It moves the most snow due to its size, fully controllable wings, and our patented Down Pressure® Hydraulic System which increases snow removal efficiency by 30%.



### MAXIMUM SNOW MOVING CAPACITY

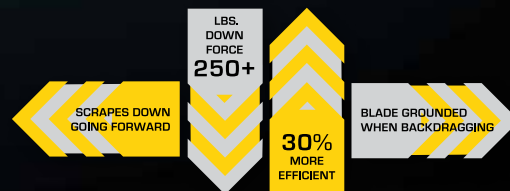


RevHD at 45° Angle



RevHD at 90° Angle


### DOWNPRESSURE® STANDARD



## FEATURES



Moving snow has never been easier than with a RevHD Series 2 plow. Blade & wing configurations are at your control — positioning is limitless!



Patented double plow wings that pivot independently up to 150° allows plowers to turn their machines from a straight plow to a box plow (and everything in between). Most plowers see their plowing time cut in half!

### Series 2 Package

- LED Thermosensitive heated Lights
- Pro Control 2 Plus (controls plow & lights)
- Upgraded Hydraulics Package
- Outboard Mount Stand
- Complete Fleet 2-Plug Connection System
- ESS™ — Energy Smart System

### Patented Ground Hugger™ Blade Design

### Pre-Drilled Top Blade Rail

- Allows for E-Z Installation of E-Z Fit Deflector

### 150° Hydraulic Wing Rotation

- Infinite Snow Moving Adjustability
- Blade and wings stay parallel to the ground

## RevHD SERIES 2 SPECS

Blade Width	10'0"
30° Plowing Width	104"
Box Plow Width	105"
Blade Height	29"
Blade Thickness	12 Gauge
Cutting Edge (Proprietary Steel)	1/2" x 6"
Vertical Ribs	6
Trip Springs: Extension	2
Plow Shoes	Optional
LED Lights Thermosensitive Heated	Standard
Energy Smart System™ Technology	Standard
Drive-in Mount	Standard
Paint: Triple Coat Protection	Standard
Shock Killer™ System	Standard
FlexForce Frame	Standard
DownPressure® Hydraulic System	Standard
Wireless Pro-Control 2 Plus	Optional
Weight	865 lbs.*

\* Plow weight does not include weight of vehicle mount



The wired or wireless Pro Control 2 Plus allows for easy one-touch button control.



RevHD comes standard with integrated curb guard on wings