

26R

A revolutionary plow for half-ton trucks

SERIES 2

1/2 Ton 1/2 Ton: 1500 Avalanche, F-150, Ram 1500, 1500 Sierra, 1500 Silverado, 1500 Suburban, 1500 Yukon

You MUST see your retailer or check online application guide for current truck application information

With our patented independently controlled hydraulic wings, the 26R Series 2 converts your truck into a snow moving machine, by providing more snow moving capability and flexibility than any other plow in the industry.



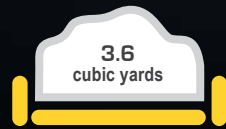
Independent Hydraulic Wings

- Up to 90° rotation
- From straight to angled in seconds

MAXIMUM SNOW MOVING CAPACITY

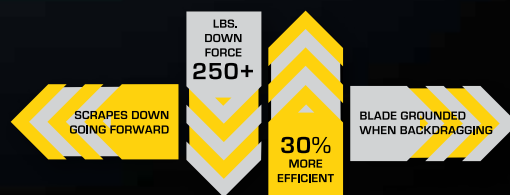


26R at 45° Angle



26R at 90° Angle


DOWNPRESSURE® STANDARD



FEATURES



Moving snow has never been easier than with a 26R-Series 2 plow. Blade and wing configurations are at your control — positioning is virtually limitless!



Each wing can be moved from a straight out position into a 90° orientation to the main blade

Series 2 Package

- LED Thermosensitive heated Lights
- Pro Control 2 Plus (controls plow & lights)
- Upgraded Hydraulics Package
- Outboard Mount Stand
- Complete Fleet 2-Plug Connection System
- ESS™ — Energy Smart System

Patented Ground Hugger™ Blade Design

- Keeps plow on the ground

Pre-Drilled Top Blade Rail

- Allows for E-Z Installation of E-Z Fit Deflector

90° Hydraulic Wing Rotation

- Infinite Snow Moving Adjustability
- Blade and wings stay parallel to the ground

26R SERIES 2 SPECS

Blade Width	8'0"
30° Angle Plowing Width	83"
Box Plow Width	84"
Blade Thickness	12 Gauge
Blade Height	26"
Cutting Edge Proprietary Steel	3/8" x 6"
Vertical Ribs	5
Trip Springs: Extension	2
Plow Shoes	Optional
LED Lights Thermosensitive Heated	Standard
Energy Smart System™ Technology	Standard
Drive-in Mount System	Standard
Paint: Triple Coat Protection	Standard
Shock Killer™ System	Standard
FlexForce Frame	Standard
Down Pressure® Hydraulic System	Standard
Wireless Pro-Control 2 Plus	Optional
Weight	590 lbs.*

* Plow weight does not include weight of vehicle mount



The wired or wireless Pro Control 2 Plus allows for easy one-touch button control.

