

SNO-WAY[®]
SNOW & ICE CONTROL EQUIPMENT

UTV SNOW PLOWS

**STRONGER
SMARTER
BETTER**[™]
THROUGH INNOVATION



** Shown with optional blade guides*

HOME OF INNOVATION[™]

UTV Trip Edge

SNO-WAY® *Move it.*

Sno-Way, the leader in designing small plows with a big appetite for snow does it again. We have designed a trip edge straight plow for the UTV market. This fully hydraulic 6 foot straight plow has been tested and proven to meet the unique challenges of the UTV. Our plow mount system makes putting on your plow or taking it off a real snap, without sacrificing ground clearance. Eliminate all of the wires needed to control the plow by choosing our optional wireless Pro Control. Team up with Sno-Way to make your UTV a money making snow moving machine.



FEATURES

- » Trip Edge Blade Design
 - Plow much easier on UTV frame, when obstacles are encountered
- » Enclosed Hydraulic System
 - Matches the amp draw of the UTV and delivers superior plow speed
- » Direct Hydraulic Lifting System
 - Maximizes lift speed and stacking height
- » Pre-Drilled Top Blade Rail
 - Allows for easy installation of E-Z Fit™ Deflector
- » Triple Coat Protection
 - Zinc Phosphate Wash
 - Automotive E-Coat Primer
 - Military Grade Powder Coat Finish

AVAILABLE OPTIONAL ACCESSORIES

- » Blade Guides
- » Poly Wear Strip
- » Wireless Pro Control II™
- » Plow Shoes
- » Plow Parka
- » E-Z Fit™ Snow Deflector

UTV Spreaders

SPREADER	RVB10	RVB500
Capacity	10 Cubic Feet	1/2 Cubic Yard
Empty Weight	185 lbs.	215 lbs.
A Overall Length	57"	75.8"
B Body Side Length	35"	53.2"
C Overall Height	28.5"	25"
Width	44"	39"
Depth	49.70"	68.25"
Motor	12 Volt, 1/2 HP	12 Volt, 1/2 HP
Auger Motor	12 Volt, 1/3 HP, 3" Diameter	12 Volt, 1/3 HP, 3" Diameter
Spinner	16" Diameter Poly Four Flute	16" Diameter Poly Four Flute
Chute Easy On/Off*	16" Short Chute, 29" Long Chute	16" Short Chute, 29" Long Chute
Trough and Frame	Stainless Steel	Stainless Steel
12 Volt Spinner Drive Gear Box Motor	1/3 Horsepower	1/3 Horsepower
Vibrator	Standard	Standard
Second Vibrator	Optional	Optional
Stainless Steel Inverted Vee	Not Needed	Not Needed
Top Screen	Standard	Standard
Tie Down Brackets	Standard	Standard
Vinyl Tarp	Optional	Optional
Auxiliary Lights	Optional	Optional
Ratchet Straps	Optional	Optional
Control	RS Digital Control	RS Digital Control
Wetting System	N/A	Optional
Drop Spreader Hood	Optional	Optional
Recommended Use	UTV and Larger	UTV, Light Duty and Larger



RVB10



RVB500 Shown with optional 16" Chute



RVB10 shown with short chute

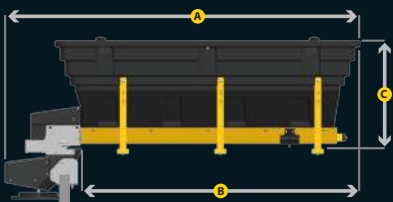
SPREADER MOUNTS



UTV Receiver Mounting Bracket



UTV Spreader Bed Mount



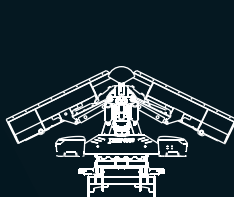
UTV V Plow

SNO-WAY® *Move it.*

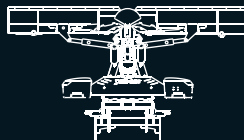
Sno-Way has designed the next small plow with a BIG appetite for snow. Sno-Way has designed a trip edge Vee plow for the UTV market. This is a fully hydraulic 6 foot Vee plow that will handle the rigors of plowing with a UTV. Sno-Way uses the same proven mounting system that we have been using on the straight plow. It goes on and off easily without sacrificing ground clearance. Use our wireless Pro Control II™ and eliminate all of the control's wires coming into the cab. Team up with Sno-Way and keep your UTV working all year.

FEATURES

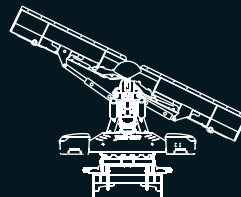
- » Trip Edge Blade Design
 - Plow much easier on UTV frame, when obstacles are encountered
- » Enclosed Hydraulic System
 - Matches the amp draw of the UTV and delivers superior plow speed
- » Tube Steel/Tab-Slot and Lock Construction
 - Engineered for load force absorption
 - Engineered to last
- » Pre-Drilled Top Blade Rail
 - Allows for easy installation of E-Z Fit™ Deflector
- » Full Control of all Wing Positions Hydraulically
 - Fast force hydraulic system
- » Triple Coat Protection
 - Zinc Phosphate Wash
 - Automotive E-Coat Primer
 - Military Grade Powder Coat Finish



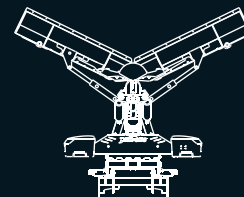
Vee Position



Full-Width Straight Position



Angle Right Window Position



Maximum Carrying Capacity

Control your snow-moving machine with a touch of a button using Sno-Way's patented wireless Pro Control II™ (optional)



Move it.

Visit snoway.com for video, updates and so much more.

- » When plow is removed only the mounting system remains under the UTV.
- » Mounting system provides excellent ground clearance and easy on easy off.



UTV TRIP EDGE PLOW SPECIFICATIONS

Blade Width	72"	Weight	265 lbs. (Does not include VCM)
Angle Plowing Width	62"	Cutting Edge	1/4" x 4-1/2"
Plow Lifting 30°	Hydraulic	Vertical Ribs	4
Blade Height	22"	Trip Springs Extension	2
Plow Angling	Hydraulic	Plow Shoes	Optional



UTV V PLOW SPECIFICATIONS

Blade Width	72"	Plow Angling	Hydraulic out/Spring Return
Blade Width V	67"	Weight	291 lbs. (Does not include VCM)
Scoop Width	61"	Cutting Edge	1/4" x 4-1/2"
Angle Width	64"	Vertical Ribs	6 (3 on each wing)
Plow Lifting 30°	Hydraulic	Trip Springs	2 (1 on each wing)
Blade Height	24" ID 28" OD	Plow Shoes	Optional

SNO-WAY[®]
 SNOW & ICE CONTROL EQUIPMENT
www.snoway.com

SOLD AND SERVICED BY:

STANDARD LIMITED WARRANTIES

For complete warranty terms for products sold by Sno-Way, please refer to the limited warranty information that accompanies each product, visit www.snoway.com or contact your authorized Sno-Way Retailer.

LEGAL STATEMENT VEHICLES INTENDED TO BE EQUIPPED WITH A SNOW PLOW AND/OR SPREADER MUST BE IN COMPLIANCE WITH THE VEHICLE MANUFACTURERS' SPECIFICATIONS FOR EQUIPMENT APPLICATION. SNO-WAY INTERNATIONAL, INC. RESERVES THE RIGHT TO CHANGE PRODUCT DESIGN, CONSTRUCTION, MATERIALS AND SPECIFICATIONS WITHOUT NOTICE UNDER ITS ONGOING PRODUCT IMPROVEMENT PROGRAMS.

Sno-Way Snow and Ice Control Equipment are protected by numerous U.S. and foreign patents with other patents pending. All other trademarks and registered trademarks are the property of their respective owners.
 © 2019 Sno-Way International, Inc. All rights reserved. 06-19 UTV