



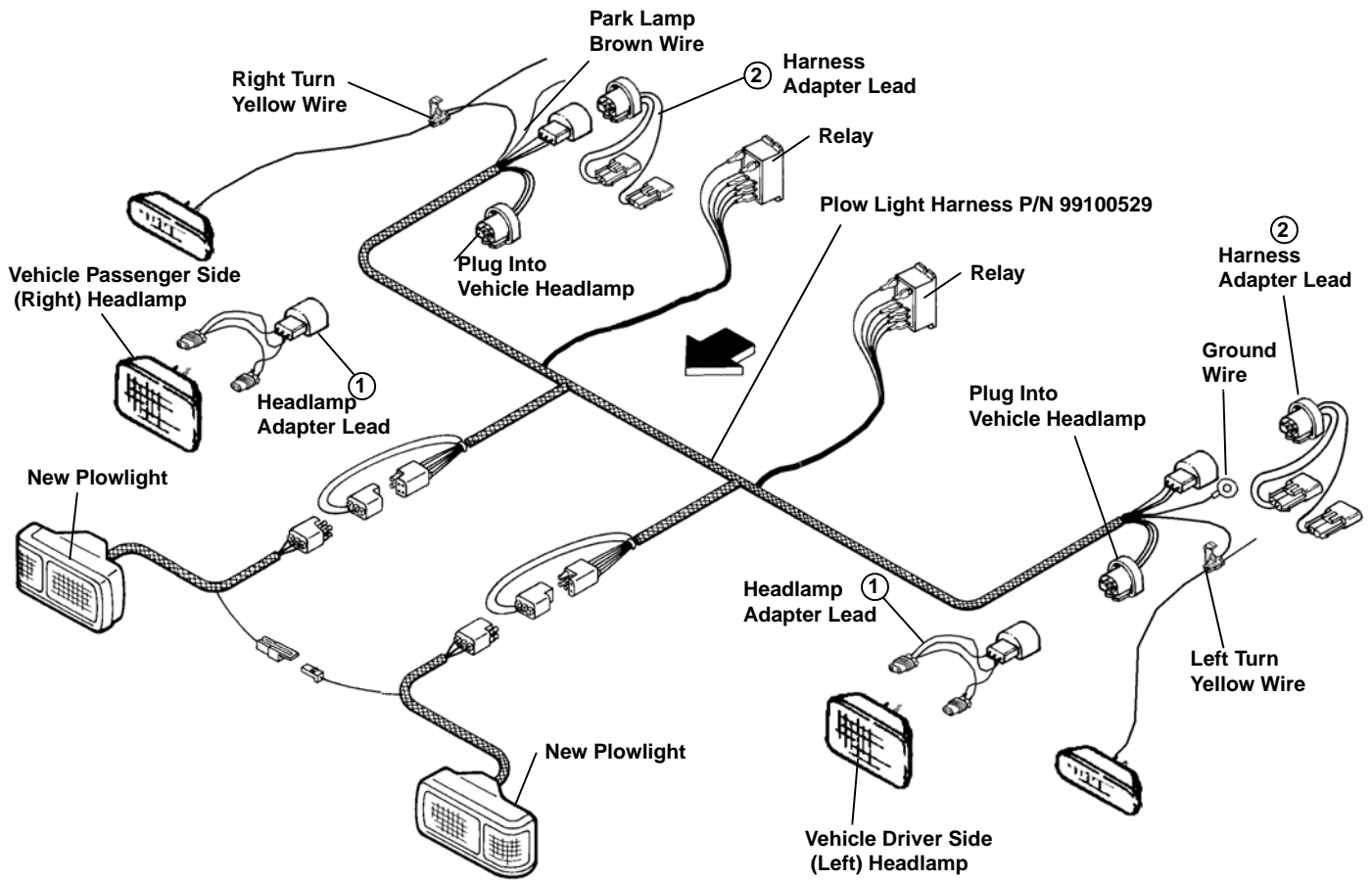
**Adapter Kit
Wiring Diagram
&
Installation Instructions**

FOR 99100592 ADAPTER KIT

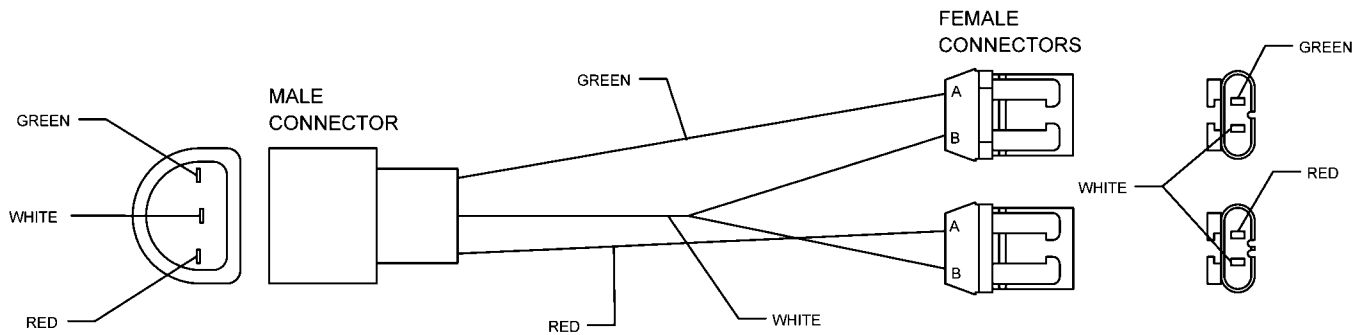
WIRING DIAGRAM



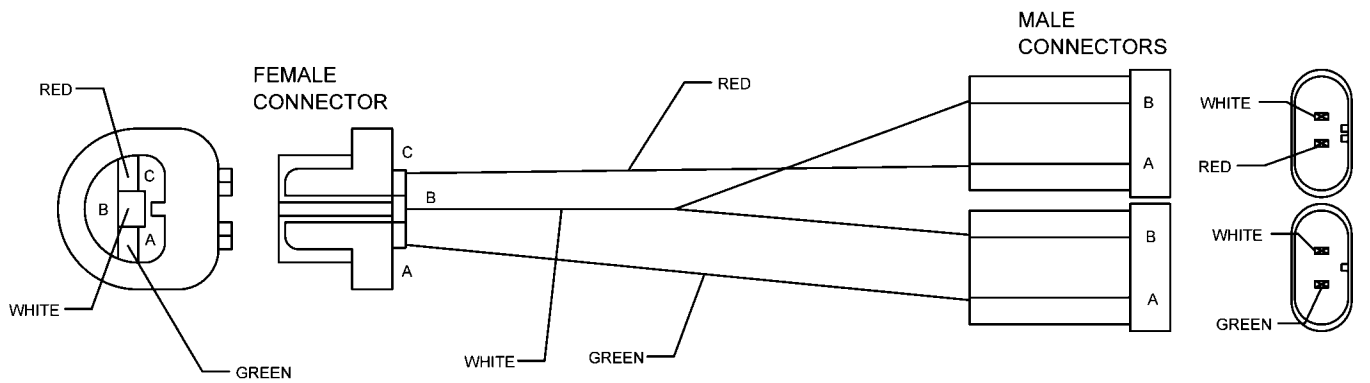
1. THINK SAFETY, ALWAYS WEAR SAFETY GLASSES WHEN PERFORMING THE OPERATIONS PRESCRIBED IN THESE INSTRUCTIONS
2. READ ALL INSTRUCTIONS CAREFULLY BEFORE ATTEMPTING INSTALLATION



Headlight Adapter Schematic - (96106009)



Harness Adapter Schematic - (96106008)



ADAPTER KIT INSTALLATION (Refer to Diagram)



CAUTION

- **THINK SAFETY, ALWAYS WEAR SAFETY GLASSES WHEN PERFORMING THE OPERATIONS PRESCRIBED IN THESE INSTRUCTIONS**
- **READ ALL INSTRUCTIONS CAREFULLY BEFORE ATTEMPTING INSTALLATION**



CAUTION

Make sure that wire harness is routed away from all moving engine components. Example; fan, belts etc.
DO NOT attach wire harness to hoses, radiator AC coils, exhaust manifolds, or control cables.

IMPORTANT: Use a dielectric compound on all connections to prevent corrosion.

1. Disconnect the vehicle headlight electrical connector from the back of the vehicle headlamps.

NOTE: In order to disconnect some vehicle headlight connectors, it may be necessary to remove the headlamp assembly from the front of the vehicle, if the connector is not easily accessible.

2. Plug in the headlamp adapters on both sides. Connect the end of the headlamp adapter to the end on the vehicle headlights. The other end connects with the plow light harness.
3. Plug in the harness adapter on both sides. Connect the ends of the light adapter to the vehicle harness. The other end connects to the plow light harness.
4. Continue with the installation by referring to the main plow light Installation Manual.

NOTE: Passenger and driver side vehicle harness plugs should be tucked safely out of the way or secured to vehicle harness with plastic wire tie.

5. If disassembled, reassemble vehicle components.
6. Secure the main harness to a safe location with electricians tape or plastic wire ties. Excess harness length should be neatly coiled and taped, or tied up out of the way.

SNO-WAY® INTERNATIONAL, INC.

SNO-WAY
SNOW & ICE CONTROL EQUIPMENT

Hartford, WI 53027 USA
Website: www.snoway.com
©2007 Sno-Way® International