



**Adapter Kit
Wiring Diagram
&
Installation Instructions**

FOR 99100205 ADAPTER KIT

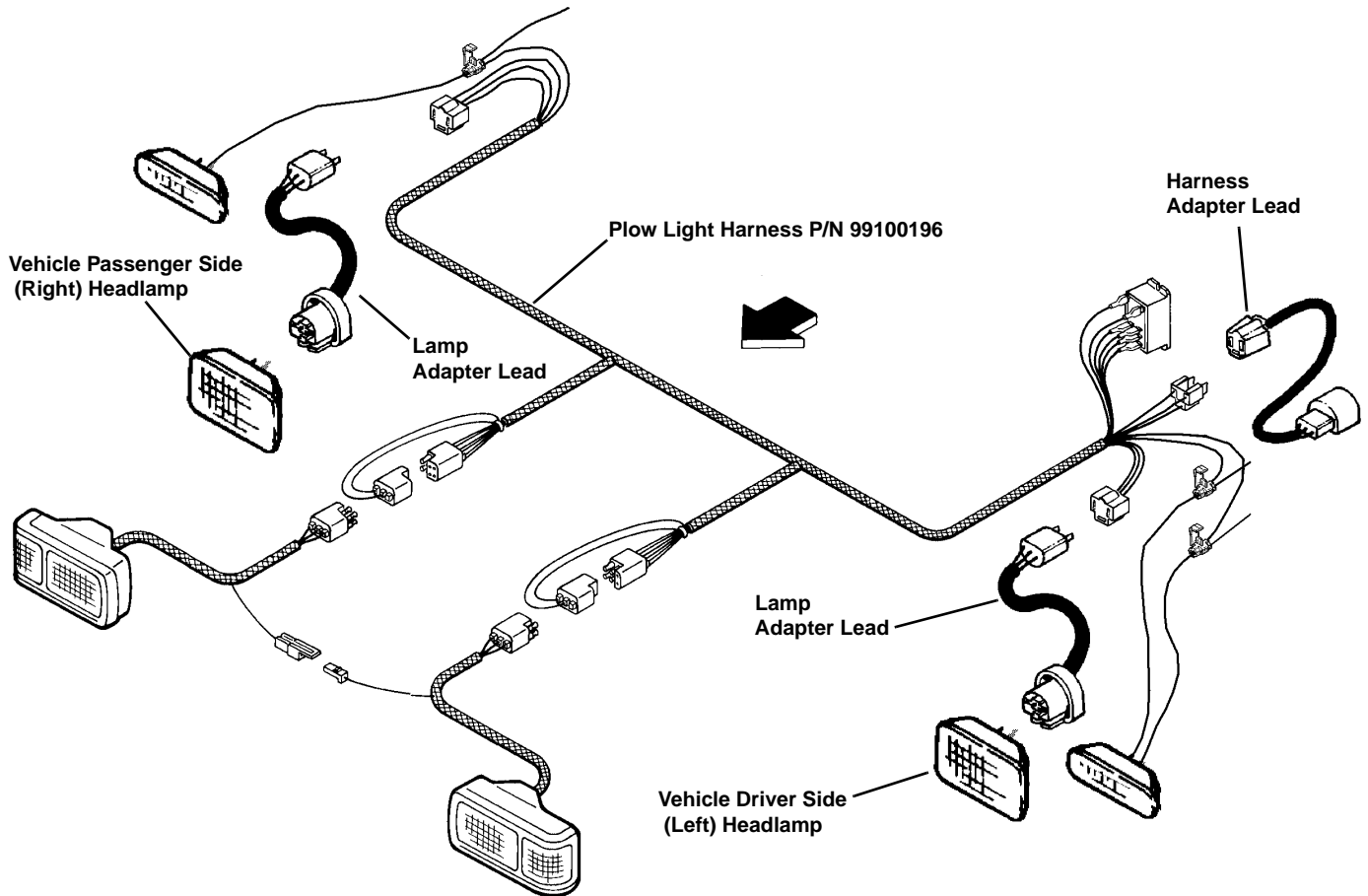
WIRING DIAGRAM



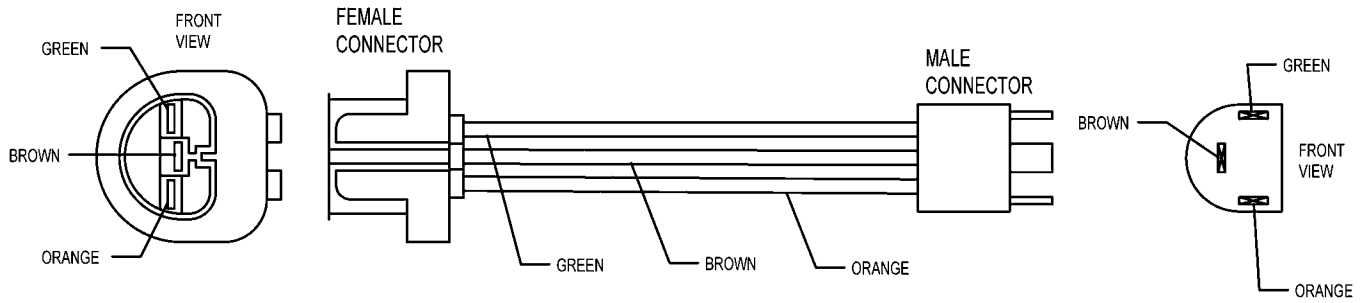
1. THINK SAFETY, ALWAYS WEAR SAFETY GLASSES WHEN PERFORMING THE OPERATIONS PRESCRIBED IN THESE INSTRUCTIONS



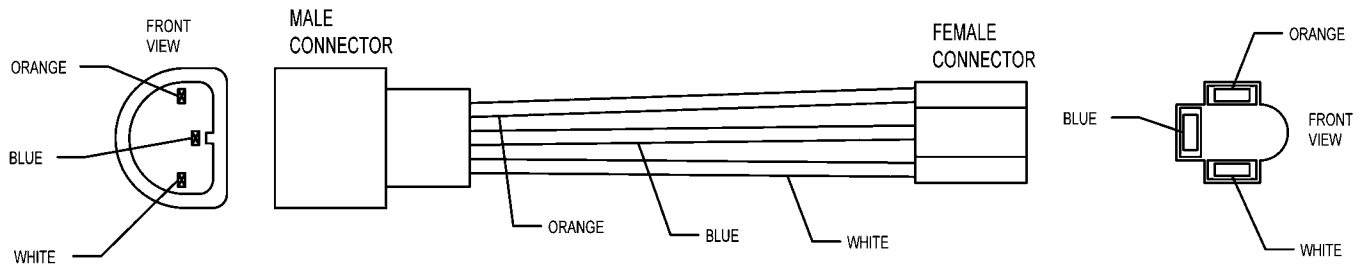
2. READ ALL INSTRUCTIONS CAREFULLY BEFORE ATTEMPTING INSTALLATION



Headlight Adapter Schematic - (96104279)



Harness Adapter Schematic - (96104280)



ADAPTER KIT INSTALLATION (Refer to Diagram)



CAUTION

- **THINK SAFETY, ALWAYS WEAR SAFETY GLASSES WHEN PERFORMING THE OPERATIONS PRESCRIBED IN THESE INSTRUCTIONS**
- **READ ALL INSTRUCTIONS CAREFULLY BEFORE ATTEMPTING INSTALLATION**



CAUTION

**Make sure that wire harness is routed away from all moving engine components. Example; fan, belts etc.
DO NOT attach wire harness to hoses, radiator AC coils, exhaust manifolds, or control cables.**

IMPORTANT: Use a dielectric compound on all connections to prevent corrosion.

1. Disconnect the vehicle headlight electrical connector from the back of the vehicle headlamps.

NOTE: In order to disconnect some vehicle headlight connectors, it may be necessary to remove the headlamp assembly from the front of the vehicle, if the connector is not easily accessible.

2. Plug in Lamp Adapter Leads, Right and Left, from the Conversion Kit into the two 3-contact female sealed-beam connectors on the main Plow Light Harness. Connect the other end of the Lamp Adapter Lead into the vehicle headlamps.
3. On driver side only, connect Female Adapter Lead to the Plow Light Harness Connector. Connect the other end of the Lamp Adapter Lead into the driver side (Left) vehicle harness connector, formerly plugged into the headlamp.
4. Continue with the installation by referring to the main plow light Installation Manual.
5. If disassembled, reassemble vehicle components.
6. Secure the main harness to a safe location with electricians tape or plastic wire ties. Excess harness length should be neatly coiled and taped, or tied up out of the way.

SNO-WAY® INTERNATIONAL, INC.

SNO-WAY
SNOW & ICE CONTROL EQUIPMENT

Hartford, WI 53027 USA
Website: www.snoway.com
©2007 Sno-Way® International